



# St Aidan's RC Primary School



## Reception Parents' Information Booklet 2017



# Welcome to St Aidan's RC Primary

Beginning school is a major event in the life of a four year old and it won't be long before your child will be starting with us at St Aidan's RC Primary School. There will be lots of new things to learn and of course you will want to ensure that your child is well prepared for this important event. We aim to make it a happy and memorable experience . We hope that this booklet will provide some useful information that will help your child settle quickly into school.



## Contents:

Contact Information

Our Mission

Preparing your child for school

The School Day

Dinners, milk and fruit

Induction Programme 2017

Learning in the Foundation Stage

Clothes to wear for school

Things to bring to school

Teach me to do it myself



## **General Information:**

Our contact details are:



St Aidan's RC Primary School

Moorhouse Lane

Ashington

Northumberland

NE63 9LR

**Telephone:** 01670813308

**Email:** [admin@st-aidans.northumberland.sch.uk](mailto:admin@st-aidans.northumberland.sch.uk)

**School Website:** [www.st-aidans.northumberland.sch.uk](http://www.st-aidans.northumberland.sch.uk)

**Head Teacher:** Mrs S Leslie

**Chair of Governors:** Mrs L Myerscough

*If you need access to the school during the school day, please ring the bell on the front door and a member of staff will be pleased to assist you.*

**Early Years Leader:** Mrs S Hooper

**Reception Teacher:** Miss C Lemin

**Teaching Assistant:** Mrs S Milburn





## Our Mission:

# In the love and truth of Jesus we grow.



Our mission statement runs through everything we do at St Aidan's RC Primary School and as such we are committed to ensuring your child achieves their full potential in all that they do. Our aim is to provide a happy stimulating environment where children are inspired and excited to explore, learn and investigate in all the areas of the curriculum. We believe children learn best when they feel safe and secure and as such we pride ourselves in our flexible provision which allows children to be the leaders of their learning, where they confidently take risks and respond to challenge. We constantly review our provision and, in consultation with parents and our wider community, strive to retain our family ethos whilst also equipping our children for the future.

We hope to encourage a shared commitment to the success of our children, where parents and teachers work together as our children begin their learning journey in our St Aidan's RC Primary School.



## Parents as Partners:

We recognise the importance of parents and carers in a child's developing stages. As parents, you are your child's first educators and we greatly value any input, opinions and information you can share with us about your child's learning and progress.



To facilitate this all Reception children will have a home school learning journal, which will come home regularly with suggested activities and projects linked to our learning and topics in school. This journal is a tool for you, your family and your child to work together. We also encourage you to 'show off' your child's achievements, mark making, ideas and skills that they can proudly share with their teacher and class. (This can also be captured and placed on your child's very own tapestry account.)

We provide many other opportunities for parents and carers to take an active part in their child's education. These include:

- Weekly collective workshop.
- Open day events (at least one per term) where parents are welcomed to join in with our sessions.
- Educational visits.
- Sports events.
- Regular newsletters and topic webs. (Sign up to parent mail!)
- School website.





## Parents as Partners (continued):



Most importantly, our family ethos is central to our school and as such, we operate an 'Open-Door Policy' where parents and carers are actively encouraged to meet with staff to discuss any concerns at the earliest opportunity. Mrs Hooper is usually available before and after the school day to answer any questions or queries you may have. Phone calls to the school office are most welcome where if you are unable to speak to your child's teacher straight away you can leave a message and we will try to get back to you as soon as we can. Alternatively, you are more than welcome to make an appointment.





## Preparing your child for school:

To help your child make a smooth transition in to school, helping your child develop their independent skills is a must.

### What should he/she be able to do?



Can he/she...

- Dress and undress themselves?
- Use the toilet independently and ask to go there?
- Tidy up after him/herself?
- Recognise their name? Please tell your child's teacher if their name is abbreviated in any way.
- Feed him/herself?
- Hold a pencil?
- Sing some nursery rhymes?
- Practise counting to 10?
- Listen well and follow simple instructions?

### How can I help my child prepare for school?

- Encourage your child to be as independent as possible even if it takes longer for them to get ready.
- Get them used to a routine of reasonably early to bed and up early enough for you and your child to have a stress free time to get ready for school. **Never threaten them with school!!!** Be positive! Show them school as an enjoyable experience.



## What can I do with my child before they start school?



We have included a leaflet with suggested activities to help support literacy and maths skills. Below are other ways to help:

- Give your child as many varied experiences as possible: drawing, painting, cooking, singing, making models, playing games, jigsaws etc.
- Get them used to: pencils, crayons, felt pens, chalks, paints, play dough, scissors.
- Share stories, books and rhymes. Read to them.
- Count anything and everything! Share things out e.g. setting the table for dinner.
- Use lots of one to one correspondence- (say a number name per object by touching each one once as you count.)
- Lots of chat! Model language by talking about things you see around you, name familiar things and what they are for. Talk about what you see when you are out and about.





## The School Day



This is a suggested timetable for September 2017 in Reception and is subject to change.

PE days are yet to be confirmed and parents will be notified which days these are in the Autumn newsletter. In Reception we are leaders in our learning and as such we follow our interests which takes our learning to new and exciting places including spur of the moment play/theme days and possible trips which means sometimes we will change the timetable. We will try to give you as much notice as possible.

9.00am: Registration and class collective worship.

9.10am: Letters and Sounds session.

9.40am: Literacy small group adult led tasks/continuous provision.

10.40am: Break time.

11.55am: Numeracy small group adult led tasks/continuous provision.

12.00pm: Lunch time.

1.00pm: Topic activities/continuous provision.

2.45pm: Tidy Up time.

2.50pm: Story/circle time.

3.10pm: Prep for home.



## The School Day (continued)



### Morning Procedures:

In our new building Reception will have their own entrance via the early years yard. At the beginning of the year we envisage that all reception children will line up at this door. Later in the year as the children are well settled, this will be reviewed as the children are prepared for year one. Once we are in our new school, we will be able to give you more information!

### Collecting your child:

At the end of the school day at 3.15pm, we ask for you to wait in the early years yard where the children will be waiting to be called individually. Later in the term, collection will possible be with the main school (as in previous years) however, we will have a look at the logistics of this in our new school and with your help create an efficient and safe system.

It is vital that you inform us if someone different is collecting your child.


If we are unsure we will remain at school until we contact you.

**FIRST DAY AT SCHOOL:** Arrive on time! Leave cheerfully! We promise should your child be upset we will ring you shortly after the start of the session to let you know how they are getting on!



## School Dinners

What's for lunch?




Mrs Bailes prepares hot meals for us every day in our school kitchen. This week's menu is in your pack for you to have a look

at. As all children in Reception are entitled to free school meals, we also provide packed lunches, which are a bit of a hit!




## Milk and Fruit



Children are offered a piece of fresh fruit every day around break time and a carton of milk.

Every child under the age of 5 qualifies for free school milk. Once children reach their fifth birthday you will need to pay for milk. A letter will be sent at the beginning of the school term giving you the most up to date price information.







## Induction Programme 2017:

Due to the move in school buildings school will actually commence on



Monday 11th September 2017: All children attend 9.00am-1.30pm

Tuesday 12th September 2017: All children attend 9.00am-1.30pm

Wednesday 13th September 2017: All children attend 9.00am-1.30pm

All parents and children invited to our phonics information session 1.50pm-3.00pm

Thursday 14th September 2017: All children attend FULL TIME : 8.50am-3.15pm

Friday 15th September 2017: All children attend FULL TIME : 8.50am-3.15pm

**WELCOME MASS:** To be arranged.

This will take place at St Aidan's School. As soon as we have confirmation of a time we will let you know.



## Learning in the Foundation Stage

Early years is where the excitement begins! The children engage in a play based curriculum which captures their interests and challenges their understanding through interactive, stimulating and carefully planned for experiences. We pride ourselves on being an exciting and engaging place to be; encouraging our children to be independent learners through a range of practical activities. We follow a thematic curriculum which allows us to be creative with our sessions and let the children lead their own learning.

As our Foundation Stage children enter the classroom they learn primarily through a variety of play based and real-life experiences. Our teaching is delivered through carefully planned tasks and guided key jobs. The children access their environment freely; however they understand they must complete weekly challenges throughout the week challenging the children to apply their knowledge in context and extend learning. Their learning is tracked through detailed, daily observations and child-initiated interaction. This information is then transferred into your child's personal learning journal - a diary of information and photographs. We use these to record individual achievements.





## Early Learning Goals

Within 'Development Matters' there are 3 prime areas of learning and 4 specific areas. This framework provides the basis of how we structure the setting, the activities and opportunities we provide; as well as how we assess your child's development. For each of these areas your child will have an 'Early Learning Goal' to work towards.

### Prime Areas:

- Communication and Language
- Personal, Social and Emotional development
- Physical development

### Specific Areas:

- Literacy
- Mathematics
- Understanding of the World
- Expressive Arts and Design

### Characteristics of Effective Learning:

- Playing and Exploring
- Active Learning

Characteristics of effective learning underpin the ethos of the early years.





## Clothes to Wear for School: PLEASE NAME EVERYTHING!

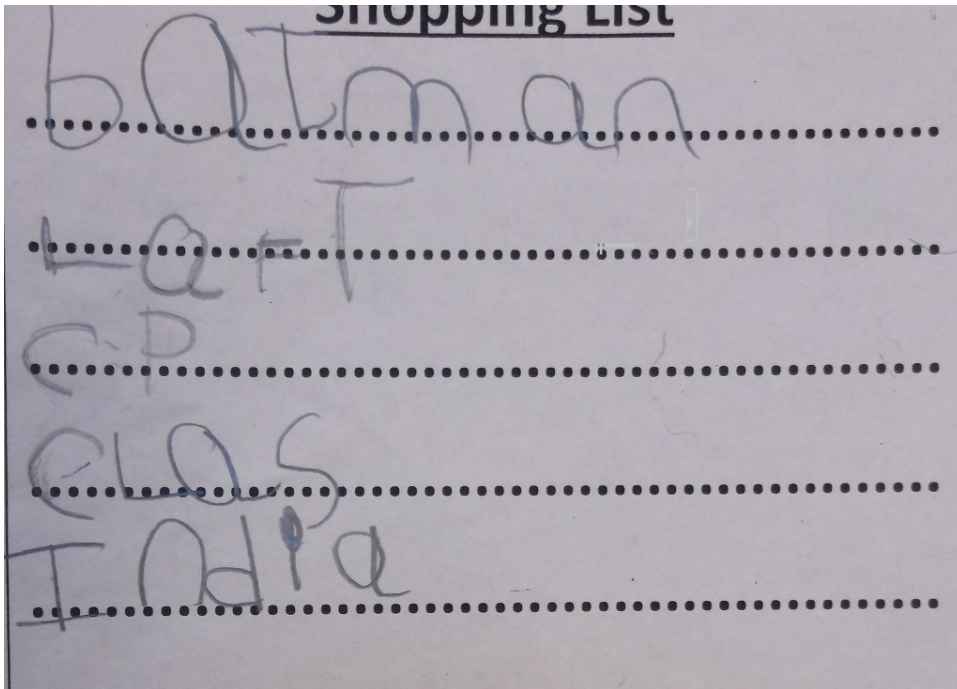


Our school uniform consists of a blue sweatshirt/cardigan, a white shirt or white/blue polo shirt and grey/black trousers or skirt. Girls have the option of wearing a blue gingham dress in summer. Shoes should be sensible and black. If your child cannot tie shoelaces, please provide them with Velcro/buckle fastening shoes.

For physical activities children need trainers/pumps that can be managed independently. PE kits consist of black or blue shorts and a white t-shirt or a badged blue t-shirt which can be bought at the school office.

As our learning environment is both indoors and outdoors, we ask that you make sure your child is equipped for these areas at all times of the year. Please ensure their clothing is practical and suitable for all the seasonal changes. Waterproof jackets and winter clothing for cold weather; sun hat and protective clothing in the summer months. We ask that sun cream is applied before the children get to school so that they are ready for the day. On particularly sunny days, please clearly name the sun cream and hand to the class teacher.

Water bottles are a must!



## Things to bring to school



- Wellies (named)
- Suitable coats - nothing too special as it is likely to get sandy, muddy or wet.
- Spare underwear - if you know your child is likely to need this regularly.
- Hats, scarves, gloves (mittens if your child cannot put gloves on independently).
- Sun hats (named).
- Water bottle (clearly named).
- Book bags (NOT BACK PACKS) daily, with reading records and books - these are checked and changed regularly.
- In the early days if your child has a special toy which needs to come to school too, we can find a space for them too!

## Helping prepare your child for school

Our aim in early years to support the children to become confident, independent learners. Our motto is:



# Teach me to do it myself!

In preparation for school, here are some things you can do with your child to help them develop the basic skills on the road towards their Early Learning Goals.

### Speaking

- Speak clearly and confidently.
- Model using the right words and set an example.
- Speak in full sentences.
- Use clear, simple directions for tasks and behaviours.
- Engage in discussions with your child and allow them the time to speak without being interrupted.
- Ask for their opinions.
- Tell them about your day and ask about theirs.

### Listening

- Show your child how to be a good listener by listening to them and others.
- Be patient - allow children to finish sentences in their own time, but similarly expect them to wait for you to finish your sentence.
- Give them full attention when they are speaking, showing them eye contact and good body language.
- Respond to what they are saying by asking questions or ask about their opinions.
- Listen to your child read.

### Number Skills

- Count daily with your child.
- Count objects, actions, numbers and a range of objects.
- Identify numbers wherever you go - a neighbour's house number or the number on the bus.
- Help children put numbers in order.
- Let children help with the tidying and sorting. Can they sort the DVDs by colour?
- Identify shapes around the home.
- Use fingers to represent a number.



# Helping Prepare Your Child for School:



## Writing

- Encourage your child to mark make without feeling pressured ... anything goes!
- Mark make using lots of different materials and tools such as sticks in the mud, writing in salt/sugar/flour/glitter, squeeze bottles with water, pens, markers, crayons, chalk.
- Let children write their name on all their pictures/cards etc - even if it looks like a scribble, it's a good start!
- If your child is already writing, use a pencil grip to form good habits!

## Behaviour

- Agree clear and realistic rules - and stick to them.
- Clear boundaries - all children to know what is expected of them.
- Encourage your child to always say 'please' and 'thank you'.
- Support the school rules: kind hands, kind feet, kind hearts.
- Should you need any support we can create home-school reward systems together.

## Organisation

- A good night's sleep sets you up for a busy school day!
- LABEL EVERYTHING!
- Help your child to remember their book bag (with reading book when applicable) and water bottle every day. PE kits to stay in school. They will be sent home for holidays.
- Let your child take hold of their own things on the way to school - they will know where to put bottles, bags and coats.
- Lay your child's clothes out in the correct order each morning so they can dress themselves - this is a really important skill to master!
- Practise putting coats on/off and zipping them up independently.
- Practise putting shoes on the correct feet! It can be tricky!
- Children are expected to toilet themselves once they begin Reception. Staff are always nearby if help is required although we will also ask children to have a go first.

## Extend their learning:

- Link your child's learning to family activities - we will give you ideas for each topic.
- Explore the world around us ... museums, parks, beaches, wildlife reserves, woods etc. Talk about what you can see, hear, feel, smell etc encouraging your child to ask questions.
- Develop understanding through discussion, take time to explain. Build vocabulary learning about new things/objects/places.